


# Y11 Final Briefing

03.05.24



# 8<sup>th</sup> - 23<sup>th</sup> May

- Personal study timetables today
- Your timetables are the sessions you opted for
- Attend school as usual – except on 17<sup>th</sup> May after Chemistry exam



New  
timetables  
start from  
next  
Wednesday  
period 3.

Your lesson	Date
Business PI (LIB2)	Wed 8th May P3
General revision session NAB (E5)	Wed 8th May P4
English A SF (E5)	Wed 8th May P5
Biology A AR (S3)	Thu 9th May P1
English A SF (E5)	Thu 9th May P2
History RAC (H3)	Thu 9th May P3
Biology B ANC (S7)	Thu 9th May P4
Maths LT (M4)	Thu 9th May P5
Combined science	Fri 10th May P1 & 2
English SF (E5)	Fri 10th May P3
General revision session AOJ (S4)	Fri 10th May P4
General revision session JIW (H4)	Fri 10th May P5

# Principles

- If you have an afternoon exam, you will spend the hour before with subject specialist staff.
- Reduce anxiety
- Build confidence
- Check you know where you're going and what you're doing.
- Get in the right 'head space'.

# Principles 2

If you have a morning exam, you have a subject specific session the day before



# General Revision Sessions

When you have chosen these, remember to bring revision materials with you.

What if  
your exam  
finishes at  
10.50am?

- If your exam finishes in period 2 but before break, go to the canteen.
- You get early access to the food 😊
- Do not wander the site.
- There are lots of other exams going on (including in the finance house) not just yours.

Are you  
ready?

- On Tuesday 7<sup>th</sup> have all your equipment ready for a tutor check in the morning.
- Check it this weekend and buy what you need.




# Exams Reminder

- Morning exams: start at 9.05am
- Afternoon exams start at 1.20pm.
- **Be at the exam room ten minutes before**
- Registration as usual in the morning at 8.45am (8<sup>th</sup> -23rd May)
- Check lunch times – from Thursday 9<sup>th</sup> May lunch is after period 3: 12.35- 1.15pm (Monday times stay the same.)

# Study sessions 8<sup>th</sup> – 23<sup>rd</sup> May

- Registers will be taken.
- If you need to leave school, sign out in Student Services as usual.



# After Half Term

- Come in only for your exams – no need to sign in and out
- **OR**
- Come in for exams and study as well in your chosen sessions.
- Designated study rooms until the last exam.
- Sign in and out at Student Services

# Exam Rooms and Rules

- Sports Centre – bags stored in changing rooms; line up in the car park
- BS1 /BS2 / PS1 /SO1 – bags stored in foyer lockers; line up on entrance ramp.


- Ensure phones are switched off and in your bag.
- No watches of any kind
- Check you have the right equipment
- Make sure you check the Monday afternoon exam end times and if you need a lift home.

All Rooms

- Check your personal timetable
- Check your emails regularly in case of rooms changes
- If unsure, ask in advance.
- Clash candidates have had a separate letter with all information – especially to bring lunch!

Stay  
Informed

# What do you wear?

- Uniform.
  - NOT PE kit as you have no Core PE lessons from 8<sup>th</sup> May
  - Any Farmor's Hoody in addition (including leaver's hoody).
  - Remember the sports hall is usually about 10 degrees below the outside temperature.
- 
- A large yellow triangle is positioned in the bottom right corner of the slide, pointing towards the top right.

## Problems

- Illness –

Let Student Services know if you are ill on the day of an exam.

Let the invigilators know if you are feeling ill during an exam.

- Lateness –

If you are running late let Student Services know

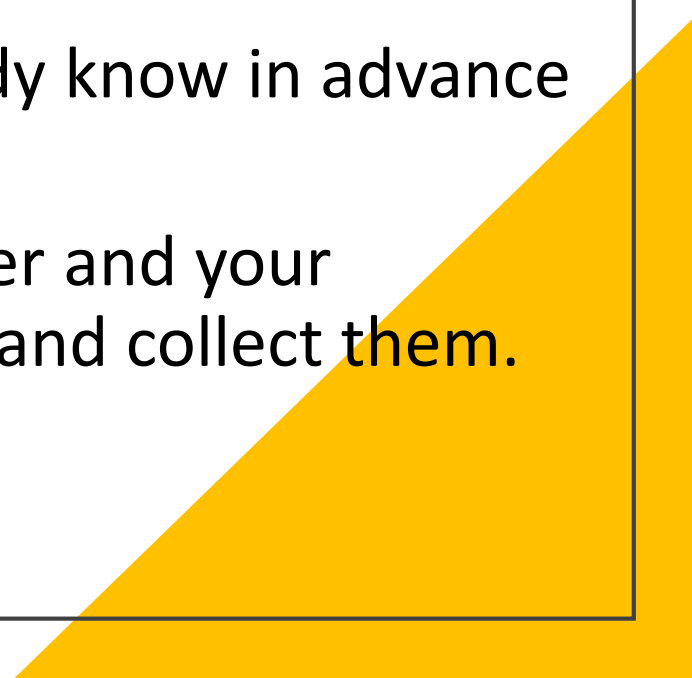
If you are too late, you may not be able to enter the exam



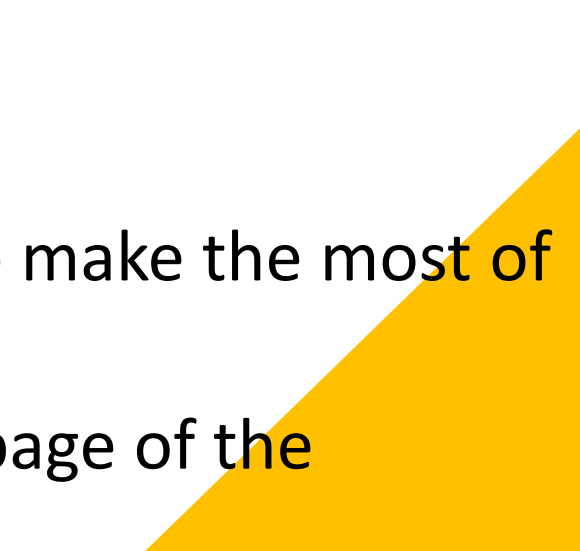
# Special Consideration

- If there is a reason why you might be disadvantaged then let us know. This could be being unwell, an event at home, or anything that impacts you.
- If you're not sure, come and talk to Mr Salvidge or Mrs Mundy or your tutor or me.
- You may get some allowance from exam boards (2-5%)

# Results Day

- Thursday 22<sup>nd</sup> August
  - LRC open from 9am to midday: Collect results, enrol in Sixth Form, come and celebrate with friends.
  - If you know you are going to be away, let Mrs Mundy know in advance to arrange for your results to be emailed to you.
  - Certificates will not come until November/December and your parents will be emailed to arrange for you to come and collect them.
- 
- A large yellow triangle is positioned in the bottom right corner of the slide, pointing towards the top right.

# Appeals

- If you are unhappy with your results, there will be an appeals process. It is important that you come in to discuss this and get any relevant forms on the day.
  - It involves a cost
  - Grades can go down as well as up.
  - Very few grades change in this process each year, so make the most of being prepared and doing your best.
  - All information is in the exams letter on the letters page of the website.
- 
- A yellow triangular graphic is located in the bottom right corner of the slide, pointing towards the top right.

And your  
Leaver's  
Day –  
Thursday  
23<sup>rd</sup> May

- After your English Exam that morning
- More information to follow...