



What would you
say is your
favourite thing
to do in Art?



At the top of your page make a list of the
things you enjoy doing....

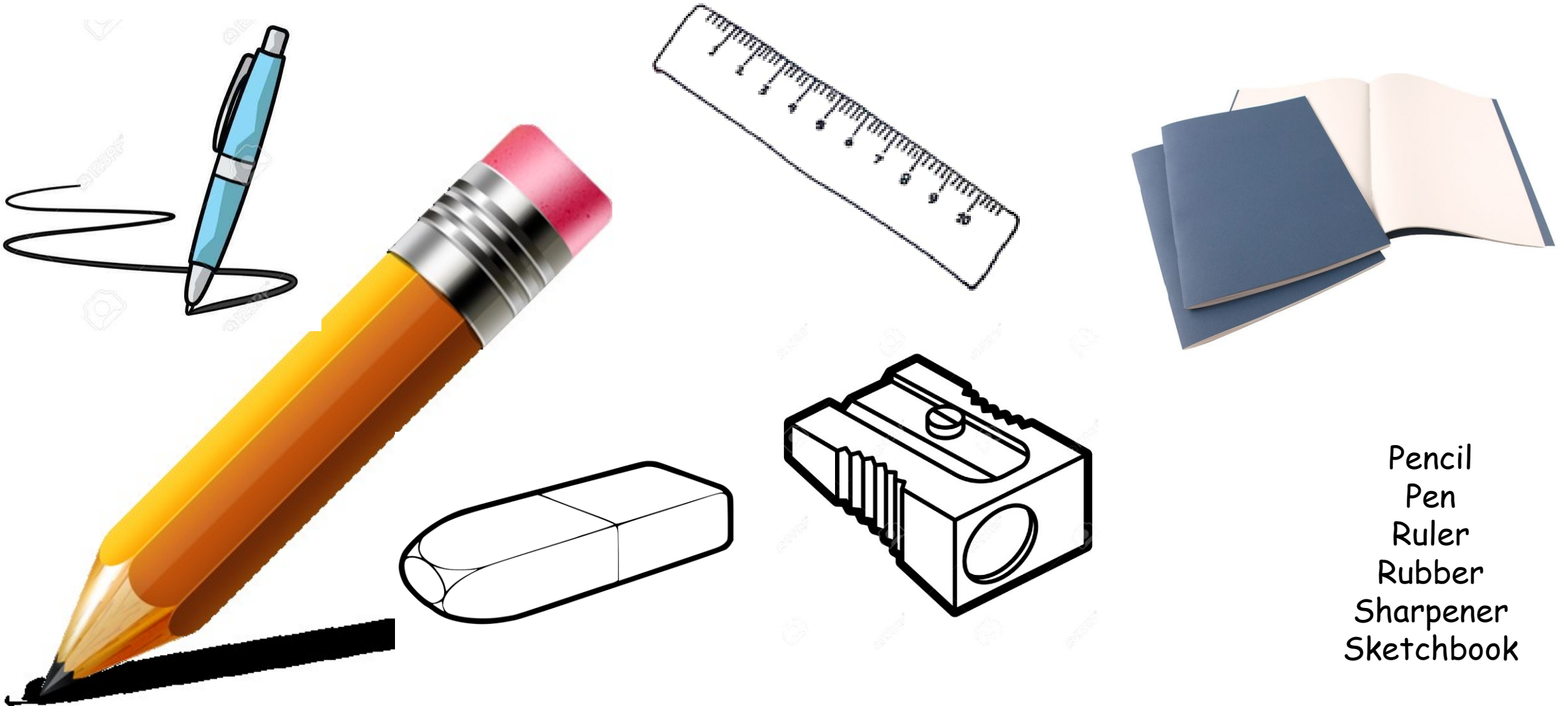
Rules.

- Listen when others are speaking. Show them respect
- Listen to and follow instructions quickly and quietly.
- Know that distracting others is unacceptable.
- Always bring the correct equipment for your lesson.

- Pencil
- Pen
- Ruler
- Rubber
- Sharpener
- Sketchbook

Write the rules of the art room on your front page in your book.
Underneath your rules -

Draw the equipment you will be bringing with you to your Art lessons



Pencil
Pen
Ruler
Rubber
Sharpener
Sketchbook

Lesson 2

What is a Journey????

It is defined as

- The act of travelling from one place to another (noun)
- to travel somewhere (verb)

A journey could be

A holiday

An adventure

A long trip

A mystery

A journey through life

Your journey to school

A spiritual journey

A journey into space

Visiting distant lands

A fantasy adventure

A quest

Planes, boats and
trains

WALT (We Are Learning To)


- Plan and design a title page for our new project

WILF (What I'm Looking For)

- The word JOURNEY written in your own font style as a title page
- Illustrations to show what a journey is, in colour on the page around your title.

TO START:

1. On the first single page inside the front cover, use a ruler to draw a border at the top and bottom of the page, 4cm width.
2. This will be your title page for our first project. You can write the title in landscape, portrait or diagonally, but you must fill the inside of your border.

 4 cms

Task : create a title
page for your project


Use pencil only to
write the word

JOURNEY

Use bubble writing,
graffiti lettering,
any creative style of
writing.

Use these examples
if you would like to ...





After drawing the word JOURNEY in pencil, think about what the word means and what it means to you.


Remember it could be...

A holiday
An adventure
A long trip
A mystery
A journey through life
Your journey to school

A spiritual journey
A journey into space
Visiting distant lands
A fantasy adventure
A quest
Planes, boats and trains

Use your imagination to illustrate your title page with pencil drawings that relate to the word JOURNEY.

When you have finished drawing (and filled the space!!) Use colour pencil to add colour to it



**Finish your title page for
Homework (due next lesson)**

Remember homework should take 40 minutes.

*******Remember to bring a photo of a mode of
transport to your next lesson.**

**Look at Show My Homework for more detailed
information**