

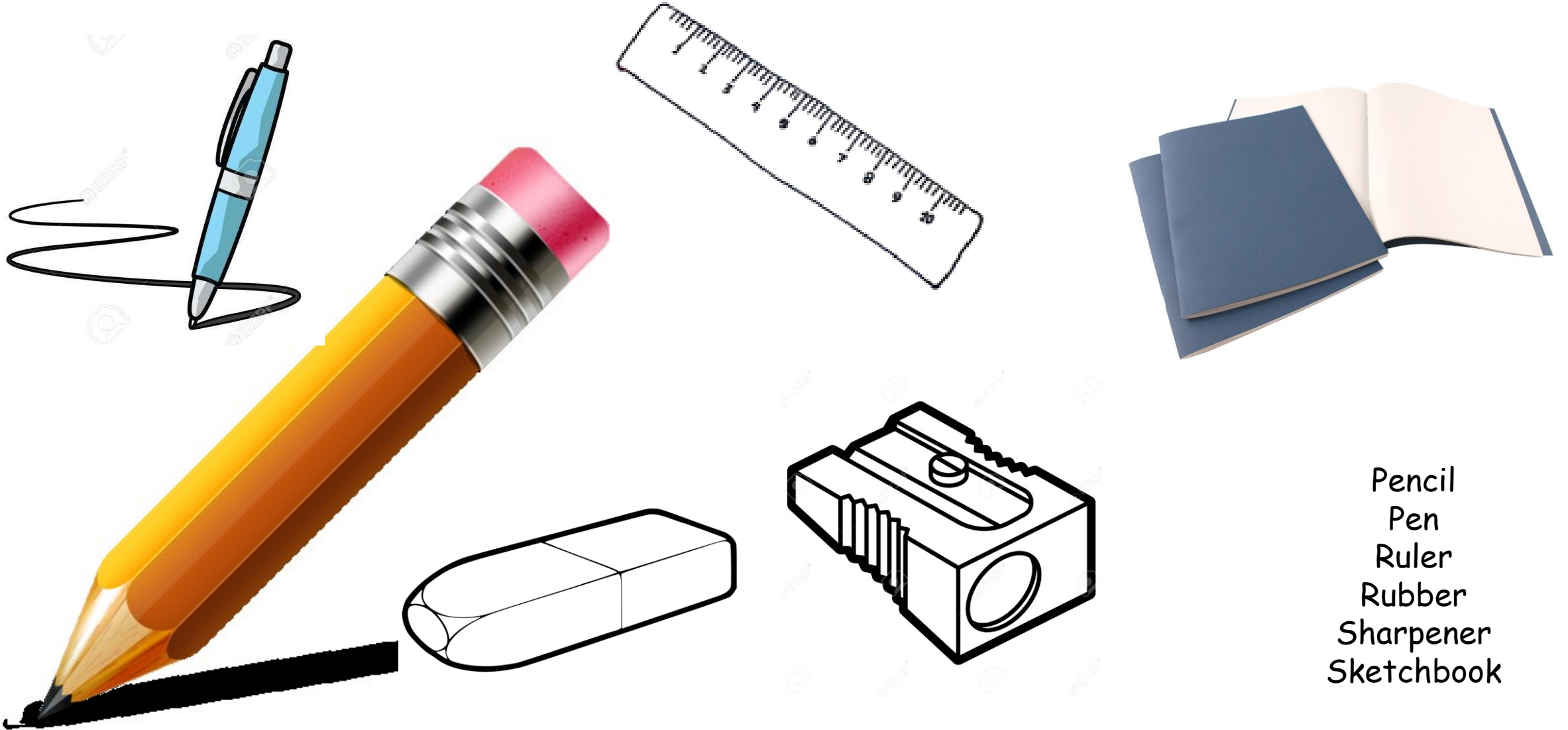
Rules.

- Listen when others are speaking. Show them respect
- Listen to and follow instructions quickly and quietly.
- Know that distracting others is unacceptable.
- Always bring the correct equipment for your lesson.

- Pencil
- Pen
- Ruler
- Rubber
- Sharpener
- Sketchbook

Underneath your rules -

Draw the equipment you will be bringing with you to your Art lessons



Pencil
Pen
Ruler
Rubber
Sharpener
Sketchbook

Lesson 2



What would you say is your favourite thing to do in Art?



At the top of your page make a list of the things you enjoy doing....

WALT (We Are Learning To)

- Ascertain our current drawing level in Art

WILF (What Im Looking For)

- Follow the instructions!! And use your imagination

Keywords

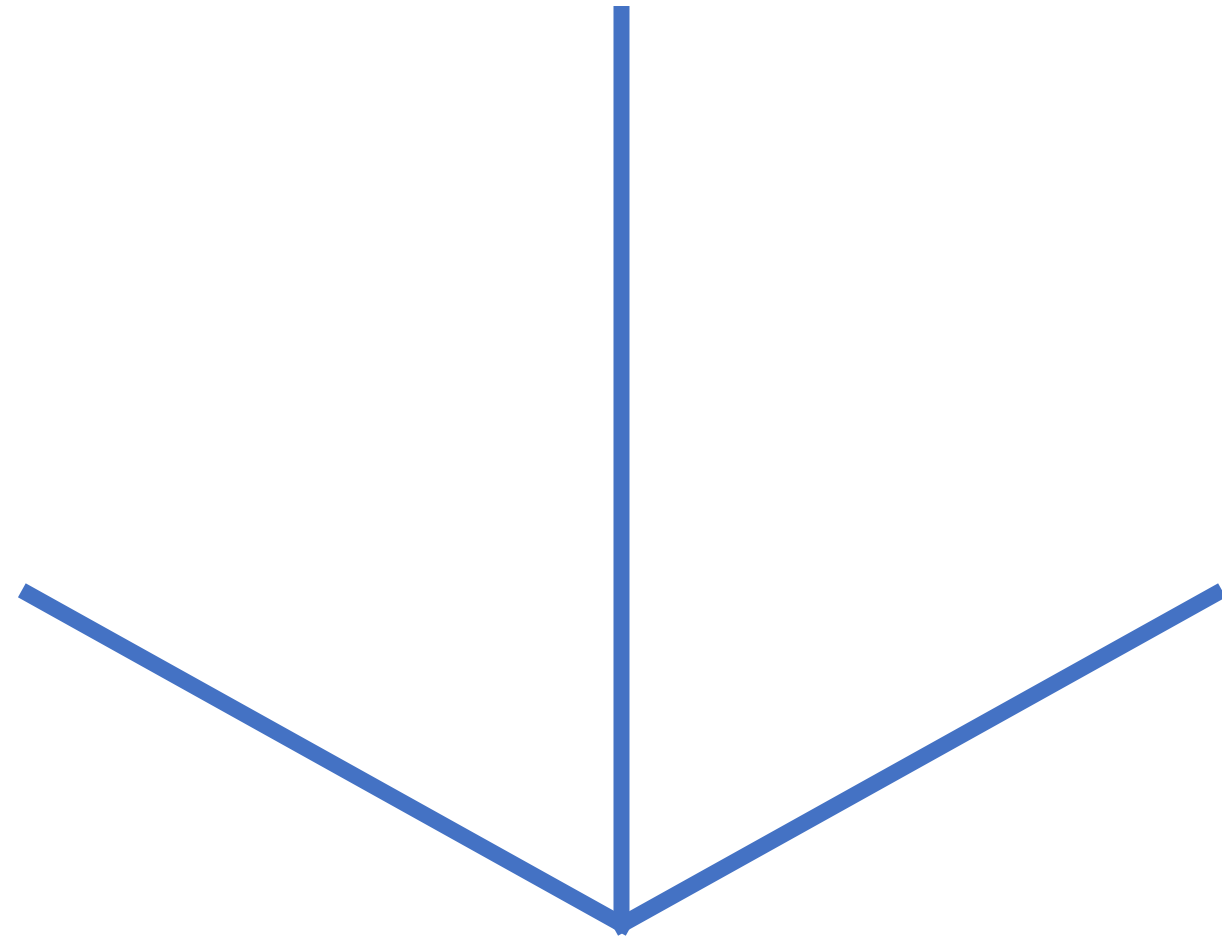
Drawing
3 dimensional
Square
Cube
Imagination

Task 1

- Draw this diagram on your page - No rulers!!!
- Turn this diagram into a 3D cube (spend approx. 10 minutes)

If at first you don't think its right -TRY AGAIN!!

If at first you think its right - try to make other 3d shapes...




Task 2

- List as many objects that you think your cube could be turned into.


How many can you think of??? (spend approx. 15mins)

5



- how many did things did you think of to turn your box into??

Write the number in a circle next to your work



Task 3

- Draw a new cube of any size, onto a fresh sheet of paper or you can draw on top of your first cube drawing. Now, look at the list of objects you have just made. Create an imaginative picture from the most **original** and **interesting** object on your list. Try to add as much detail as possible

If you want to challenge yourself (not just do the basic work) – complete the challenge task



Challenge -

Create a whole scene, including background,

there are no rules to this except that you should be able to make out where the original cube was.

For example: You might have written TV on your list, therefore you might create a picture of a TV in an interesting and unusual scene.

HW (due next lesson)

Finish your drawing and colour it in. Make sure to photograph it and upload it to Show my homework for your teacher to see