




Lesson 4



Look at these two pictures and make notes on how the advertising for Frosties has changed

Which do you like best and why?



Look at these two drawings. Look at; shape, detail, tonal shading, 3D effect, shadows.

Work in pairs and discuss which you think is the more successful (refined) and why?

WALT: (We Are Learning To)

- "Enlarge the scale of an object
- "Record the shape and detail of an object in line and tone


WILF: (What I am looking for)

- "A clear drawing of your pencil case (A4)
- "Your image takes the whole of the page
- "The shape is properly drawn out by the end of the lesson


To enlarge = TO MAKE **BIGGER**

Task

- "Make a drawing of your pencil case, getting as much detail in as possible
- "Add tone if you can to make the shapes more realistic




u



u

How did you do??



Pencil case success criteria.

Have you used your best effort to;

- Draw as accurately as possible?
- Include enough detail in your drawing?
- Shade in using at least three tones?
- Add a shadow/shadows?

Keywords

Line

Tone

Mark making

Shape

Detail

Continuous

Shading

Hatching

Crosshatching

Stippling

Dots

Tonal scale

Texture

Pressure

Using the keywords, evaluate your work today.

WWW

" What well well? Which technique did you enjoy using most and why?

Write yourself a target to improve your work:

" How could you improve what you have done? What will you do differently next time?

HW due next lesson

Draw a box of cereal in 3D. Work from life if you have from that.



Make sure you remember to add detail, shadow, table line, tone.

How could you work beyond expectation??

8

CHALLENGE YOURSELF!

