Mock Examinations 2026

Monday 30th November – Friday 11th December



Don’t panic, plan it!

Timetables

Timetables

- Mock timetables have already been emailed to you and your parents
- Individual timetables with tiers and rooms will come via tutors

- Mock Exams run between:
  - Mon 30th Nov – Fri 11th December.
  - You **will** be in lessons when you are not in an exam, and you **will** be able to revise.
  - You must bring your own revision resources
  - Go straight back to normal lessons once your exam has finished.

Sample exam timetable

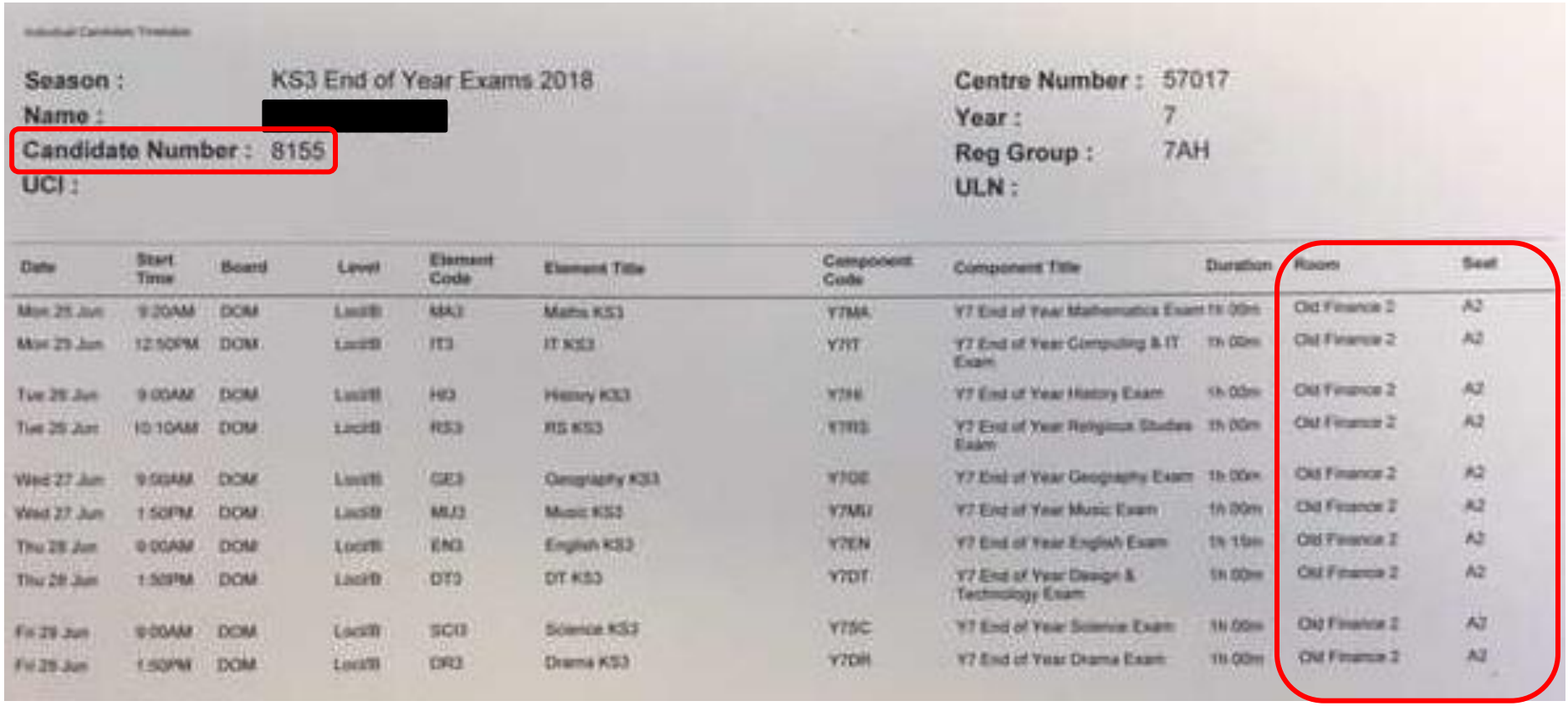

Season : KS3 End of Year Exams 2018
Name : [redacted]
Candidate Number : 8155
UCI :
Centre Number : 57017
Year : 7
Reg Group : 7AH
ULN :

Date	Start Time	Board	Level	Element Code	Element Title	Component Code	Component Title	Duration	Room	Seat
Mon 25 Jun	9:20AM	DOM	Lev3/8	MA3	Maths KS3	Y7MA	Y7 End of Year Mathematics Exam	1h 00m	Old Finance 2	A2
Mon 25 Jun	12:50PM	DOM	Lev3/8	IT3	IT KS3	Y7IT	Y7 End of Year Computing & IT Exam	1h 00m	Old Finance 2	A2
Tue 26 Jun	9:00AM	DOM	Lev3/8	HI3	History KS3	Y7HI	Y7 End of Year History Exam	1h 00m	Old Finance 2	A2
Tue 26 Jun	10:10AM	DOM	Lev3/8	RS3	RS KS3	Y7RS	Y7 End of Year Religious Studies Exam	1h 00m	Old Finance 2	A2
Wed 27 Jun	9:00AM	DOM	Lev3/8	GE3	Geography KS3	Y7GE	Y7 End of Year Geography Exam	1h 00m	Old Finance 2	A2
Wed 27 Jun	1:50PM	DOM	Lev3/8	MU3	Music KS3	Y7MU	Y7 End of Year Music Exam	1h 00m	Old Finance 2	A2
Thu 28 Jun	9:00AM	DOM	Lev3/8	EN3	English KS3	Y7EN	Y7 End of Year English Exam	1h 15m	Old Finance 2	A2
Thu 28 Jun	1:50PM	DOM	Lev3/8	DT3	DT KS3	Y7DT	Y7 End of Year Design & Technology Exam	1h 00m	Old Finance 2	A2
Fri 29 Jun	9:00AM	DOM	Lev3/8	SC3	Science KS3	Y7SC	Y7 End of Year Science Exam	1h 00m	Old Finance 2	A2
Fri 29 Jun	1:50PM	DOM	Lev3/8	DR3	Drama KS3	Y7DR	Y7 End of Year Drama Exam	1h 00m	Old Finance 2	A2

F = Foundation entry, H = Higher tier entry

A few exams are being held at other times.
Subject teachers will confirm these dates/times with you.

Sports Centre

Desks

- rows A→P
- numbers 1→11 front to back



Cards with row/seat number, photo, legal name and candidate number on each desk



Proposed timetable

Week A	Mon 30/11	Tue 01/12	Wed 02/12	Thur 03/12	Fri 04/12
9:00 start	**Art & Textiles** (all day)	**English Literature** Paper 1 (1hr 45)	**Biology** (Separate & Combined) Paper 1 (1hr 45/15)	**Maths** NC Paper 1 (1 hr 30)	**English Language** Paper 2 (1hr 45)
Break					
11:30 start	**Art & Textiles** (all day)	**Geography** Paper 1 Physical (1hr 15)	**Sociology** Paper 1 (1hr 45) **Geography** Paper 2 Human 1 hour	**Computer Science** Paper 1 (2hr) **RS** (1hr 45)	**Business** Paper 1 (1hr 45)
Lunch					
14:20 start	**Art & Textiles** (all day)				

Week A	Mon 07/12	Tue 08/12	Wed 09/12	Thur 10/12	Fri 11/12
9:00 start	**Physics** (Separate & Combined) Paper 1 (1hr 45/15)	**Chemistry** (Separate & Combined) Paper 1 (1hr 45/15)	**History** Germany Paper 3 (1hr 30)	**Photography** (all day) **Further Maths** (1hr 30) **Media** (1hr 30)	**Maths** Calc Paper 2 (1hr 30)
Break					
11:30 start	**Food** Paper 1 (1hr 30) **Statistics** (1hr 30)	**Child Development** (1hr 15) **DT** Component 1 (2hrs) **French** Listening & Reading (1hr 45/20)	**Drama** (1hr 45) **PE** (1hr 15) **Music** Appraising (1hr 15)	**Photography** (all day) **Spanish** Listening & Reading (1hr 45/20)	Catch ups
Lunch					
14:20 Start				**Photography** (all day)	

Timetables

- Pay careful attention to the **start time** of your exam - please be prompt at the end of break and lunch so we can start on time.
- Some students have clashing subjects, so will either need to be supervised between exams, or have their second exam at a different time.
- Clashes will be on your personal timetable.

Timetables

- You need to be outside of your exam room **10 minutes** before the start of your exam.

- **Register first in tutor time** and listen to notices, then come across with your Tutor.

Entering the exam room

- **Calm and orderly**: You need to line up in the sports hall car park in alphabetical rows ready to file into the main sports hall.

- Bags under desks for mocks and in the changing rooms for summer exams.

- Wait outside sports centre gym if you are timetabled there.

- Wait in foyer (up the ramp) for BS1 and BS2.

Timetables

- Some exams will run from the end of break but finish during lunch if you have extra time.
- You will still have time to get lunch from the canteen and have some downtime.

- Use your access arrangements if you have them - **ask Mrs Mundy or the Invigilator if you are unsure of anything**.

Timetables

- You will receive final timetables for your Summer exams before Easter
- General summer exam timetables already on Farmor's website here
- Mrs Mundy will resolve any clashes
- You MUST be available up to & including 23rd June which is the **national contingency date**

Warnings

https://youtu.be/SFhmWQazIAk

JCQ CIC

AQA City & Guilds CCEA OCR Pearson WJEC

NO MOBILE PHONES
NO WATCHES

NO POTENTIAL TECHNOLOGICAL/WEB ENABLED SOURCES OF INFORMATION

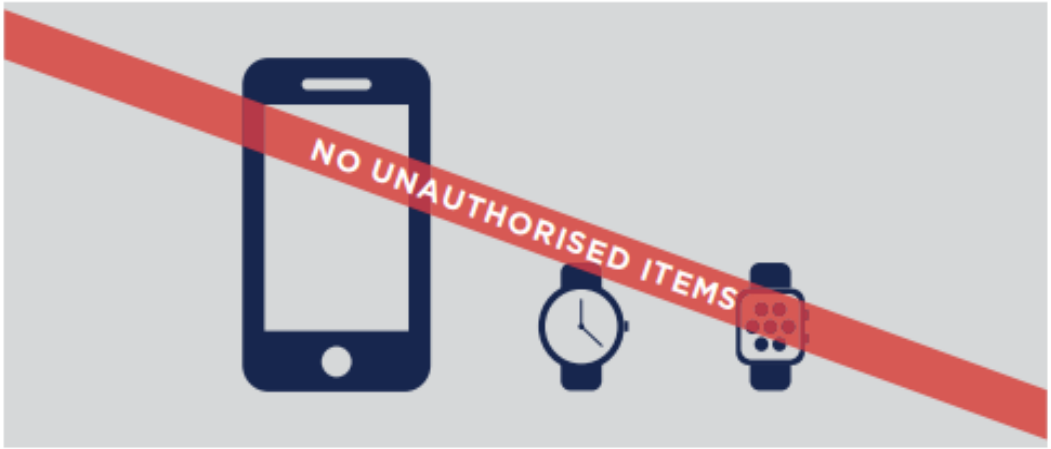

Possession of unauthorised items, such as a mobile phone or any watch, is a serious offence and could result in

DISQUALIFICATION

from your examination and your overall qualification.

JCQ CIC

AQA	City & Guilds	CCEA	OCR	Pearson	WJEC

Warning to Candidates

1. You **must** be on time for all your examinations.

2. **Possession of a mobile phone** or other unauthorised material **is not allowed** even if you do not intend to use it. You will be subject to penalty and possible disqualification from the exam/qualification.

3. You **must not** talk to, attempt to communicate with or disturb other candidates once you have entered the examination room.

4. You **must** follow the instructions of the invigilator.

5. You **must not** sit an examination in the name of another candidate.

6. You **must not** become involved in any unfair or dishonest practice in any part of the examination.

7. If you are confused about anything, only speak to an invigilator.

Smart Phones and any watches









In previous years, GCSE students have received "zero" marks for having a phone or watch in the exam room- make sure this is not you! No earbuds, earphones, smartglasses or airpods allowed either.

Equipment

Equipment

- Use black pen in the exam room
- No blue pen.
- Do not write anything until you are told to do so.



Equipment



- No correcting pens, correcting fluid or erasable pens.
- If you make a mistake, cross it through with a single line.
- Can use highlighters in questions but not in your answers.

Equipment



Solid glasses cases or calculator lids are also **not** allowed

Equipment



- Not enough spare equipment
- Your responsibility. Be prepared

Equipment

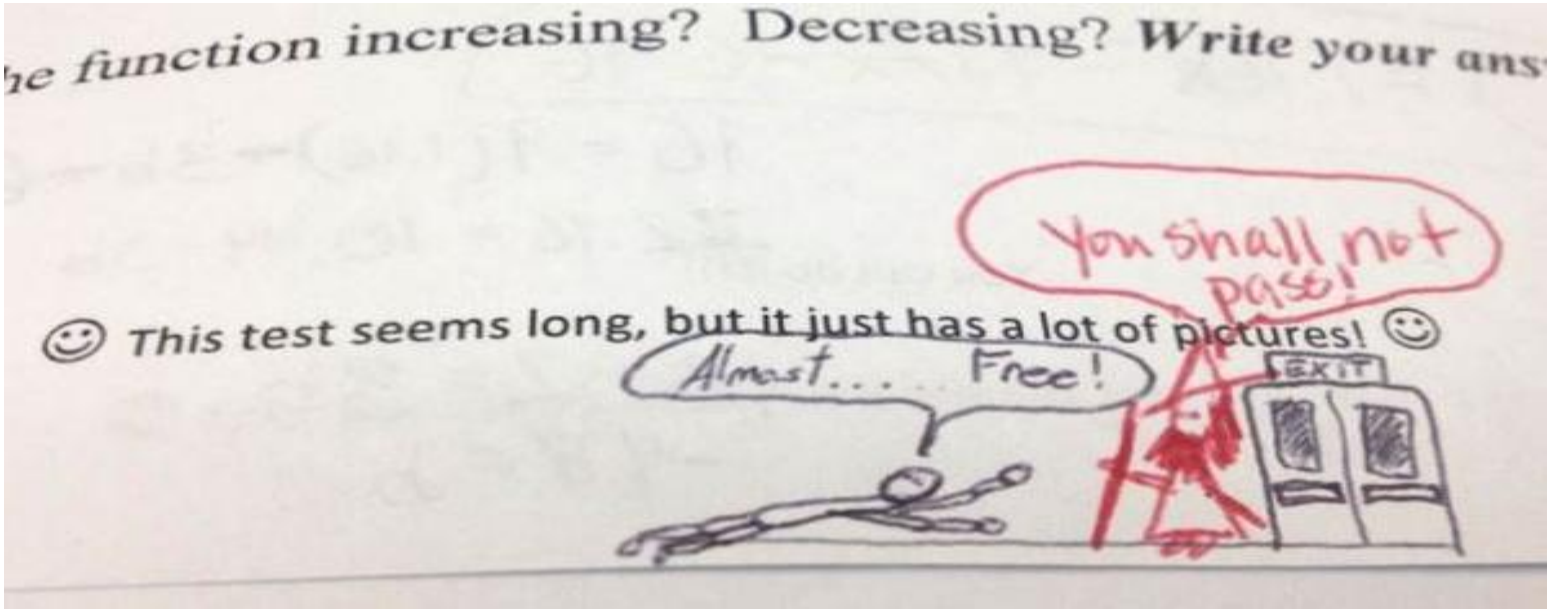

- No doodling/ offensive comments.
- Can be disqualified.
- Has happened at Farmor's.
- No writing on exam desks.

Equipment





- No chewing gum allowed.
- No food is allowed in the exam room
- You are allowed to bring in water to drink but this must be in a clear bottle.
- Do not open your paper or start writing anything until told to do so.

General








XT



Results

- You will receive mock exam results in January in Tutor time.
- These will be collected in the LRC.
- Results will be sent home during the same week.

Parents' Evening

- Thurs 14th January – in person
- You can discuss your results and how they relate to your results next summer.

- If exams cannot run next summer for any reason, these mock results can be used as part of the evidence to determine your GCSE grades.

Speak to Mrs Mundy in the Exams Office (LRC), if you have any exam related queries **or** send an email.

In the summer, if you feel your performance in an exam was affected by reasons beyond your control (e.g. extreme hay fever on the day of an exam), it is important to raise this with your Head of Year, an Invigilator or Mrs Mundy as we may be able to inform the exam boards for consideration.

Preparing for the Mocks: strategies for success

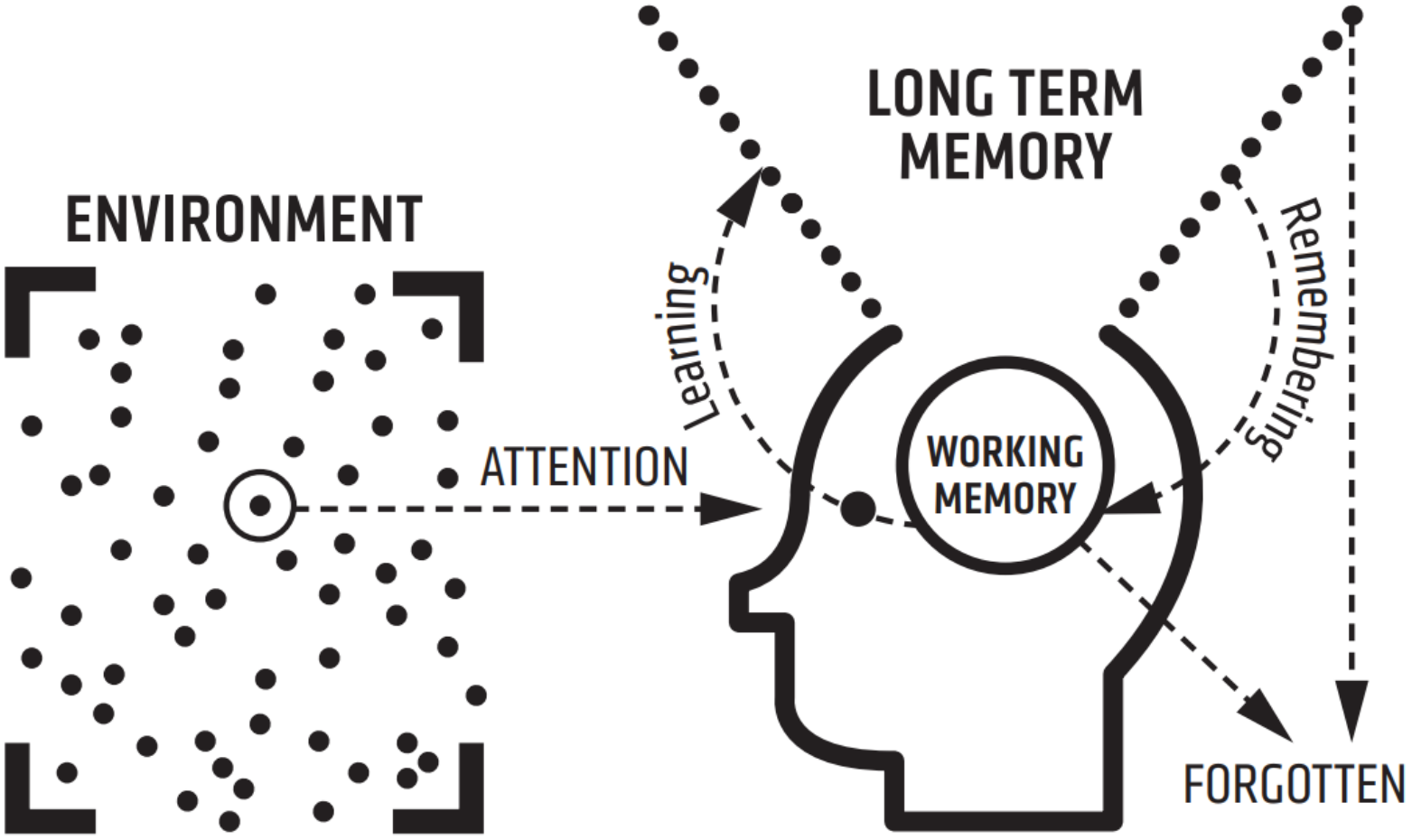
ENVIRONMENT
ATTENTION
LONG TERM
MEMORY
WORKING
MEMORY
Learning
Remembering
FORGOTTEN

Distributed Practice

- Your teachers will let you know what you need to revise and what topics will be in the mocks.

Ebbinghaus' forgetting curve

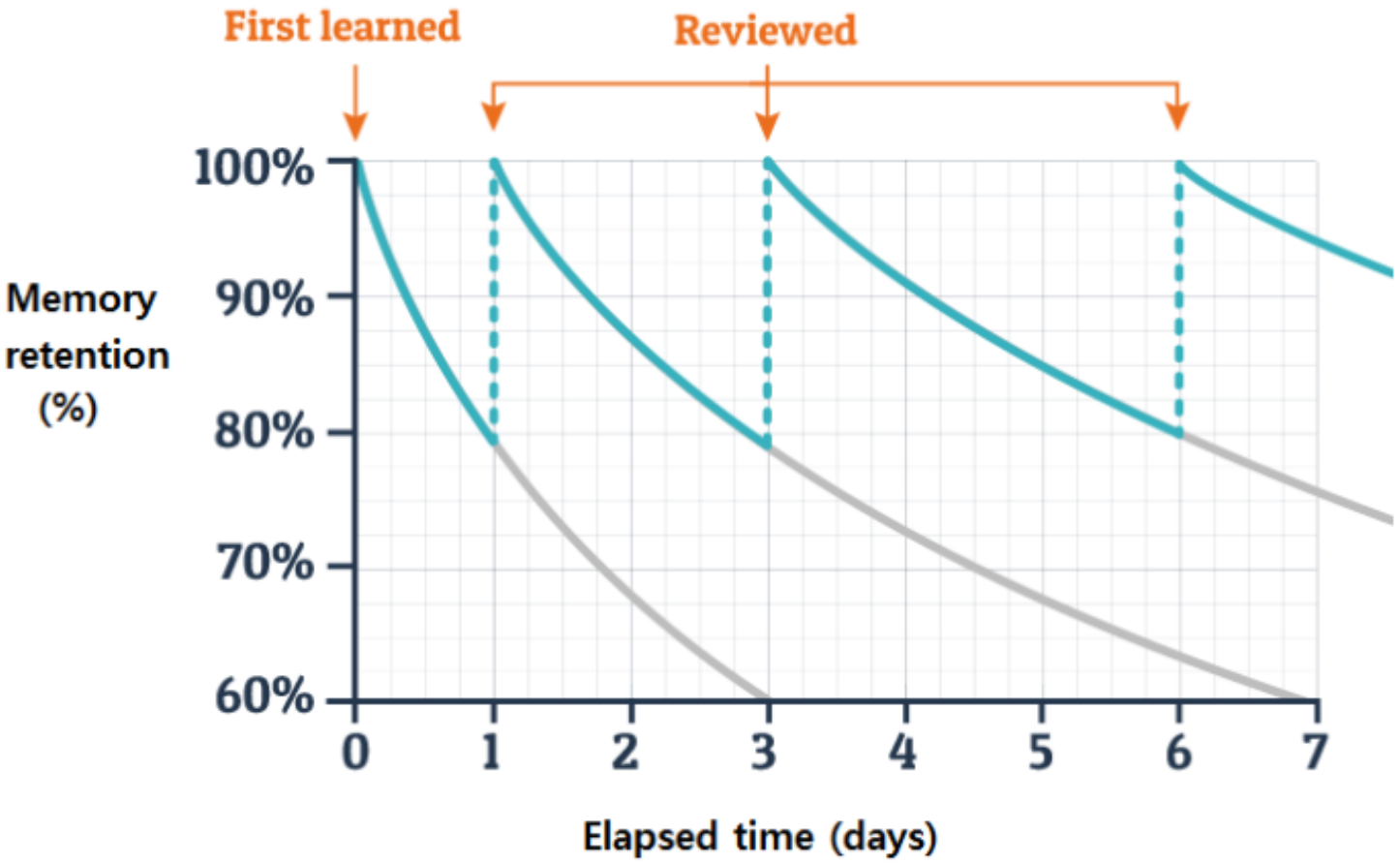

Pomodoro Technique

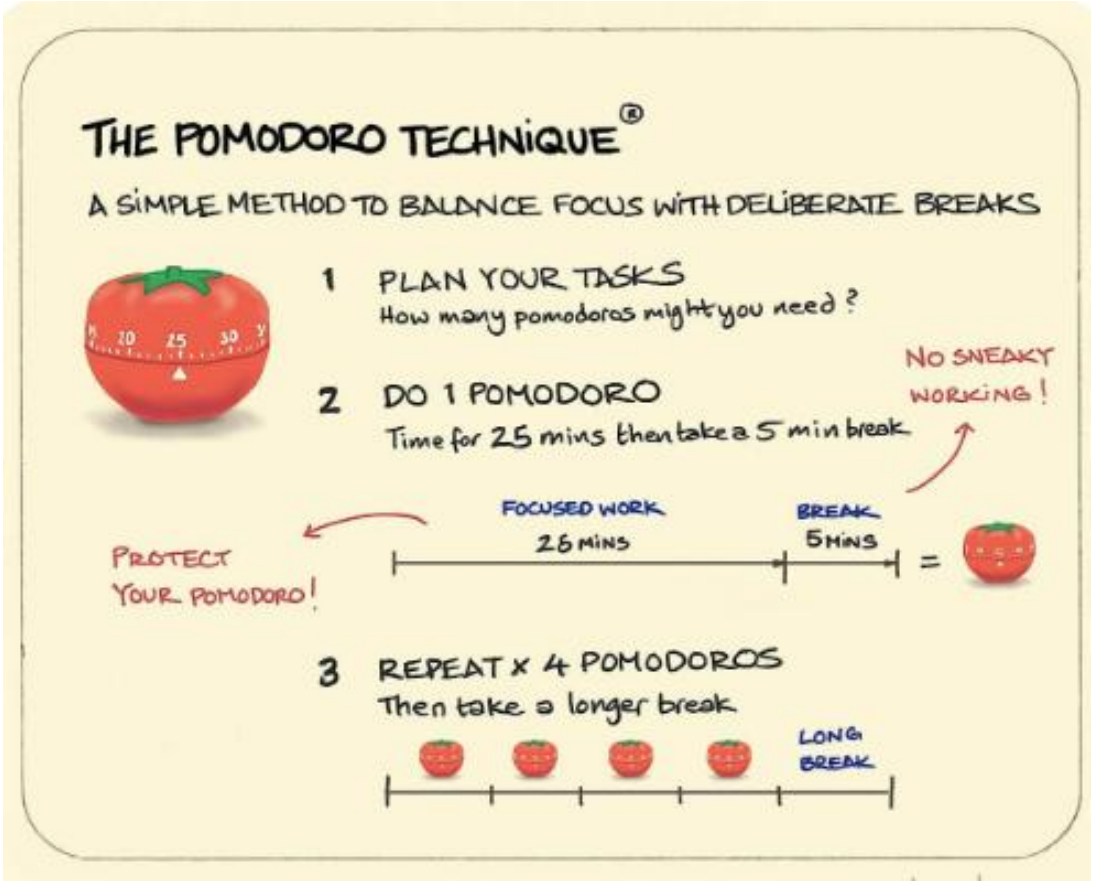

Departments have already shared examples of subject ‘Pomodoros’ before half-term

Examples of Pomodoros from subjects

Subject specific 20-30 min revision activities (Pomodoros)

Subject	Activity 1	Activity 2
Art	**Artist research** • Use your student booklet and look at the AO1 page. • Check your artist research pages and make sure you have answered the questions in the 'How do I show this in my work?' box. • Remember: Analyse the artist's work rather than simply describing it.	**Develop and refine your ideas** • Look through your current project. • Have you developed a range of ideas rather than simply using your first idea? • Use the AO2 page in your student booklet to help you refine and develop your ideas further.
Business	**Quizlet** • Use the Quizlet flashcards to revise each topic. • Use them as normal flashcards or try the Quizlet games to make your revision more interactive. https://quizlet.com/user/peteimeson/folders/gcse-business?i=2wxcil&x=1qt	**Watch, recall & check** • Choose a topic you find challenging and watch a relevant YouTube video, such as one by Bizconsesh. • After watching, complete a brain dump: write down everything you can remember. • Rewatch the video and add anything you missed.
Child Development	**Use your revision book** • Work through the revision book, reading one section (1.1, 1.2 etc.) at a time, usually 3 or 4 pages long. • Then answer the questions at the end of each section. • You can check if your answers are correct by visiting the website address at the bottom of each page in the book.	**Flashcards** • Use your notes/revision book to make flash cards for each topic area (as before 1.1, 1.2 etc.). • Then use them to test your knowledge. Make a separate pile of cards for the ones that you got wrong and come back and re-test yourself on these ones more often.


1
MATH TEST
B+
B-
TEST
A
Past papers
2
Practice tests
3
Quizzes

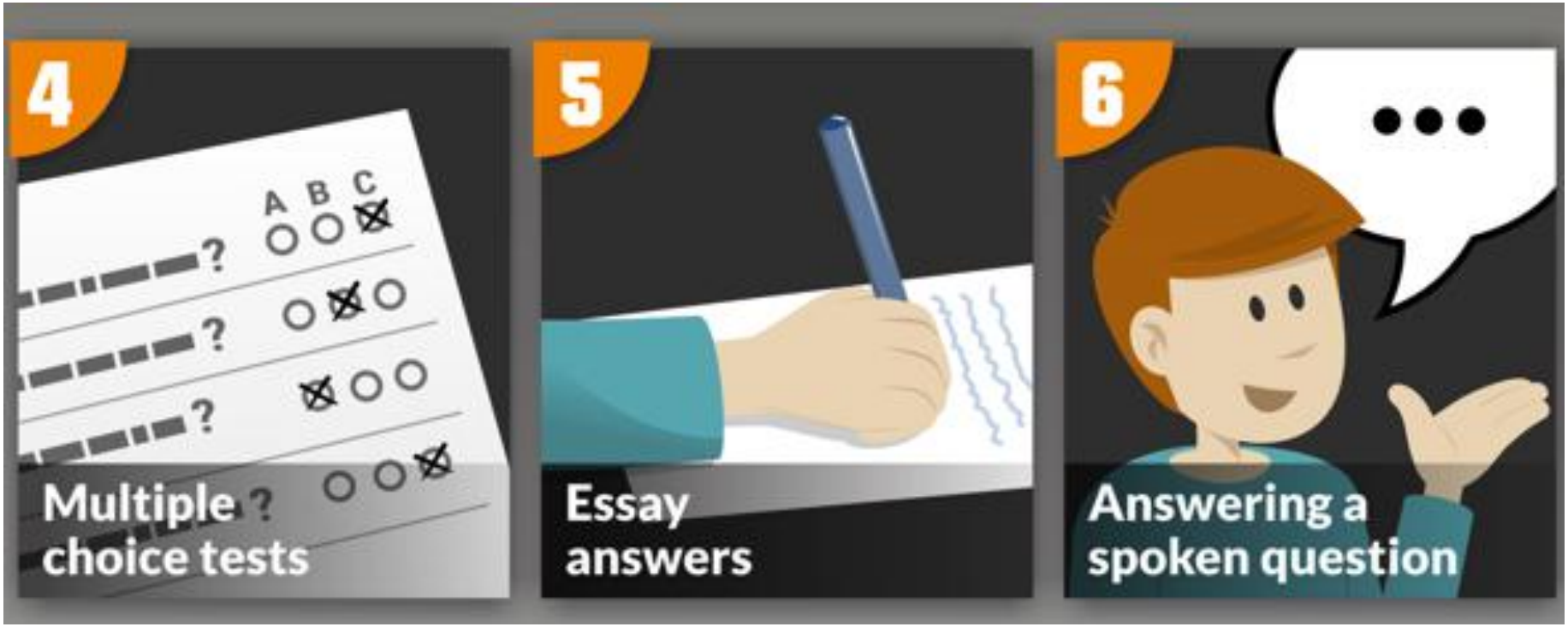
4
A B C
Multiple choice tests
5
Essay answers
6
Answering a spoken question



Retrieval Practice

Websites you may find useful

Learning Scientists are cognitive scientists who have a really good website with downloadable materials on retrieval practice and other study techniques to improve learning. https://www.learningscientists.org/

Pomodoro technique
https://todoist.com/productivity-methods/pomodoro-technique

Seneca is a free revision website which covers all school subjects. There are sections for students and parents.
https://senecalearning.com/en-GB/